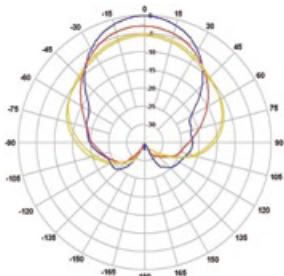
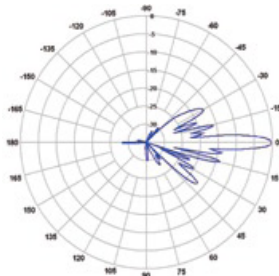


移動体通信基地局用アンテナ

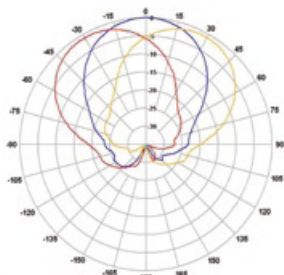
Hybrid 3-way Antenna (ビーム幅を可変する)



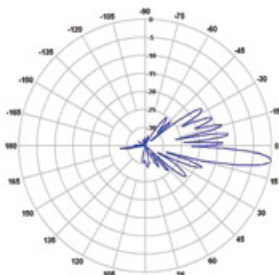
Horizontal Pattern



Vertical Pattern(0°)



Horizontal Beam steering



Vertical Tilting(15°)

Electrical Specifications

Frequency Range	1920~2170MHz	
Gain	18dBi(@45°)~14dBi(@80°)	
Beamwidth	Horizontal	45°~80°
	Vertical	7°
Impedance	50Ω	
VSWR	≤1.5:1	
Polarization	Dual, Slant ±45°	
Upper ^{1st} Sidelobe Suppression	≥15dB(@downtilt0°)	
Front-to-Back Ratio	≥25dB	
Adjustable Downtilt Range	0°~8°	
Horizontal Beam Steering	-30°~+30°	
Port-to-port Isolation	≥30dB	
Passive Intermodulation, IM7	≤-123dBm(@20wattX2tone)	
Input Maximum CW Power	200W	

Mechanical Specifications

Dimension(Diameter×H)	φ186×1500mm
Weight(without clamp)	16.0kg
Connector	2x7/16" Din(F)/Bottom
Radome Material	FRP
Max Wind Speed	60m/s
Wind Load (@100 mph)	317N

<スペック:2GHz帯Hybrid 3-way Antenna>

株式会社 ケイエムダブルユージャパン

横浜市港北区新横浜3丁目18番5号 アイスビル7階
Tel:045-478-2202 Fax:045-478-2210
<http://www.kmwinc.co.jp>

KMW Inc.

65 Youngchun-ri, Dongtan-myun, Hwasung-si,
Kyungki-do, Republic of Korea, 445-813
Tel: +82-31-370-8661 Fax: +82-31-376-2897
<http://www.kmwinc.com>

KMW Japan Inc.